



2015 NORCECA BEACH VOLLEYBALL TOUR



Cayman Islands
April 22-27, 2015

Daily Bulletin | 3 Boletín Diario

Saturday, 25 April, 2015

CAYMAN ISLANDS



The FINALS



Schedule 26 / April Sunday WOMEN

Semifinales/ Semifinals


MATCH	TEAM A	CODE	TEAM B	CODE	SETS	RESULTS
10:30	WEAMER/ VANZWEITEN	USA 1	KROPP/ PAVLIK	USA2		
10:30	SEGUIN/ POLLETO	CAN 1	GORDON/ WILKERSON	CAN 2		

Bronce/ Bronze

TIME	TEAM A	CODE	TEAM B	CODE	SETS	RESULTS
2:00	LOSER		LOSER			

Oro/ Gold

TIME	TEAM A	CODE	TEAM B	CODE	SETS	RESULTS
4:00	WINNERS		WINNERS			





RESULTS
WOMEN
CAYMAN ISLAND






IX NORCECA BEACH VOLLEYBALL CIRCUIT / IX CIRCUITO NORCECA VOLEIBOL DE PLAYA

WOMEN/MUJERES -MATCH RESULTS / SCHEDULE CAYMAN ISLANDS, 22 AL - 27 ABRIL 2015

MATCH No.	DATE	TIME	FASE	COURT	TEAM A	CODE	TEAM B	CODE	RESULT	DURATION
QUATER FINALS										
32	25/04/2015	17:35	Q F	2	Gordon / Wilkerson	CAN 2	Flores / Martinez	CUB	2-1 (21-19, 17-21, 15-8)	0:43
31	25/04/2015	16:33	Q F	2	Kropp / Pavlik	USA 2	Cope / Alfaro	CRC	2-0 (23-21, 21-13)	0:52
30	25/04/2015	16:35	Q F	2	Seguin / Poletto	CAN 1	Bernier / Torruella	PUR	2-0 (21-19, 21-18)	0:40
29	25/04/2015	15:50	Q F	2	Weamer / Vanzweiten	USA 1	Glasgow / Joseph	TTO	2-0 (21-1, 21-5)	0:25



IX CIRCUITO NORCECA VOLEIBOL DE PLAYA

IX NORCECA BEACH VOLLEYBALL CIRCUIT



POOL A

RESULTS / RESULTADOS PLAY

WOMEN / MUJERES

CAYMAN ISLANDS

Date	Star Time	Match No.	Team A	Code	Team B	Code	Results	Duration
24/04/2015	8:30	1	Weamer / Vanzweiten	USA 1	Wolfenden / Gandolfi	CAY 2	2-0 (21-9, 21-9)	0:30
24/04/2015	9:20	4	Machado / Rodriguez	NCA	Bernier / Torruella	PUR	0-2 (18-21, 11-21)	0:37
24/04/2015	13:42	10	Weamer / Vanzweiten	USA 1	Bernier / Torruella	PUR	2-0 (21-19, 21-19)	0:43
24/04/2015	14:35	12	Machado / Rodriguez	NCA	Wolfenden / Gandolfi	CAY 2	2-0 (21-10, 21-12)	0:35
25/04/2015	9:45	20	Weamer / Vanzweiten	USA 1	Machado / Rodriguez	NCA	2-0 (21-12, 21-10)	0:30
25/04/2015	9:46	21	Bernier / Torruella	PUR	Wolfenden / Gandolfi	CAY 2	2-0 (21-15, 21-13)	0:35

RK	Team	Code	Points	Matches			Sets				Points		
				Total	W	L	Total	W	L	Ratio	W	L	Ratio
1	Weamer / Vanzweiten	USA-1	6	3	3	0	6	6	0	MAX	126	78	1.62
2	Bernier / Torruella	PUR	5	3	2	1	6	4	2	2.00	122	99	1.23
3	Machado / Rodriguez	NCA	4	3	1	2	6	2	4	0.50	93	106	0.88
4	Wolfenden / Gandolfi	CAY 2	3	3	0	3	6	0	6	0	68	126	0.54

POOL B

Date	Star Time	Match No.	Team A	Code	Team B	Code	Results	Duration
24/04/2015	8:30	2	Seguin / Poletto	CAN 1	Perez / Cuero	PAN	2-0 (21-15, 21-15)	0:30
24/04/2015	9:10	4	Glasgow / Joseph	TTO	Hoare / Balderamos	BIZ	2-0 (21-18, 17-21, 15-10)	0:52
24/04/2015	14:31	9	Powery / Smith-Johnson	CAY 1	Perez / Cuero	PAN	0-2 (7-21, 14-21)	0:32
24/04/2015	15:10	11	Seguin / Poletto	CAN 1	Hoare / Balderamos	BIZ	2-0 (21-15, 21-4)	0:37
24/04/2015	17:20	15	Powery / Smith-Johnson	CAY 1	Glasgow / Joseph	TTO	0-2 (7-21, 17-21)	0:37
25/04/2015	9:00	18	Seguin / Poletto	CAN 1	Powery / Smith-Johnson	CAY 1	2-0 (21-12, 21-9)	0:35
25/04/2015	9:00	19	Glasgow / Joseph	TTO	Perez / Cuero	PAN	2-0 (21-14, 23-21)	0:39
25/04/2015	11:17	23	Seguin / Poletto	CAN 1	Glasgow / Joseph	TTO	2-0 (21-12, 21-17)	0:39
25/04/2015	12:20	25	Perez / Cuero	PAN	Hoare / Balderamos	BIZ	2-0 (21-14, 21-13)	0:35
25/04/2015	14:50	28	Powery / Smith-Johnson	CAY 1	Hoare / Balderamos	BIZ	0-2 (17-21, 21-15, 13-15)	0:50


RK	Team	Code	Points	Matches			Sets				Points		
				Total	W	L	Total	W	L	Ratio	W	L	Ratio
1	Seguin / Poletto	CAN 1	8	4	4	0	8	8	0	MAX	168	99	1.7
2	Glasgow / Joseph	TTO	7	4	3	1	9	6	3	2.00	168	146	1.15
3	Perez / Cuero	PAN	6	4	2	2	8	4	4	1.00	149	134	1.11
4	Hoare / Balderamos	BIZ	5	4	1	3	10	3	7	0.43	142	188	0.76
5	Powery / Smith-Johnson	CAY 1	4	4	0	4	9	1	8	0.13	117	177	0.66

POOL C

Date	Star Time	Match No.	Team A	Code	Team B	Code	Results	Duration
24/04/2015	10:07	5	Cope / Alfaro	CRC	Gordon / Wilkerson	CAN 2	0-2 (19-21, 10-21)	0:43
24/04/2015	11:02	6	Flores / Euceda	HON	Wright / Wallen	JAM	0-2 (15-21, 12-21)	0:39
24/04/2015	15:20	13	Flores / Euceda	HON	Gordon / Wilkerson	CAN 2	0-2 (5-21, 10-21)	0:30
24/04/2015	16:40	16	Cope / Alfaro	CRC	Wright / Wallen	JAM	2-0 (21-13, 21-8)	0:35
25/04/2015	10:40	22	Cope / Alfaro	CRC	Flores / Euceda	HON	2-0 (21-8, 21-8)	0:30
25/04/2015	12:20	24	Wright / Wallen	JAM	Gordon / Wilkerson	CAN 2	0-2 (12-21, 17-21)	0:36

RK	Team	Code	Points	Matches			Sets				Points		
				Total	W	L	Total	W	L	Ratio	W	L	Ratio
1	Gordon / Wilkerson	CAN 2	6	3	3	0	6	6	0	MAX	126	73	1.73
2	Cope / Alfaro	CRC	5	3	2	1	6	4	2	2.00	113	79	1.43
3	Wright / Wallen	JAM	4	3	1	2	6	2	4	0.50	92	111	0.83
4	Flores / Euceda	HON	3	3	0	3	6	0	6	0	58	126	0.46

IX CIRCUITO NORCECA VOLEIBOL DE PLAYA
IX NORCECA BEACH VOLLEYBALL CIRCUIT



RESULTS / RESULTADOS PLAY

WOMEN / MUJERES

CAYMAN ISLANDS

POOL D									
Date	Star Time		Match No.	Team A	Code	Team B	Code	Results	Duration
24/04/2015	11:50		7	Flores / Martinez	CUB	Kropp / Pavlik	USA 2	0-2 (22-24, 21-23)	0:46
24/04/2015	12:40		8	Giron / Bethancourth	GUA	Neptune / Hamilton	LCA	2-0 (21-14, 21-16)	0:50
24/04/2015	16:00		14	Giron / Bethancourth	GUA	Kropp / Pavlik	USA 2	0-2 (7-21, 7-21)	0:30
24/04/2015	17:25		17	Neptune / Hamilton	LCA	Flores / Martinez	CUB	0-2 (14-21, 11-21)	0:35
25/04/2015	13:03		26	Neptune / Hamilton	LCA	Kropp / Pavlik	USA 2	0-2 (10-21, 10-21)	0:38
25/04/2015	14:00		27	Flores / Martinez	CUB	Giron / Bethancourth	GUA	2-0 (21-12, 21-15)	0:35

RK	Team	Code	Points	Matches			Sets				Points		
				Total	W	L	Total	W	L	Ratio	W	L	Ratio
1	Kropp / Pavlik	USA 2	6	3	3	0	6	6	0	MAX	129	69	1.87
2	Flores / Martinez	CUB	5	3	2	1	6	4	2	2.00	119	97	1.23
3	Giron / Bethancourth	GUA	4	3	1	2	6	2	4	0.50	83	114	0.73
4	Neptune / Hamilton	LCA	3	3	0	3	6	0	6	0	75	126	0.59



IX NORCECA BEACH VOLLEYBALL CIRCUIT / IX CIRCUITO NORCECA VOLEIBOL DE PLAYA



RANKING ISLAND CAYMAN, 22 AL 27 ABRIL 2015

WOMEN / MUJERES			MATCHS				SETS				POINTS			
RK	TEAM	CODE	POINTS	TOTAL	W	L	TOTAL	W	L	RATIO	W	L	RATIO	
	Weamer / Vanzweiten	USA 1		6	4	4	0	8	8	0	MAX	168	82	2.00
	Kropp / Pavlik	USA 2		6	4	4	0	8	8	0	MAX	173	103	1.68
	Seguin / Poletto	CAN 1		8	5	5	0	10	10	0	MAX	210	136	1.54
	Gordon / Wilkerson	CAN 2		6	4	4	0	9	8	1	8.00	179	121	1.48
5	Cope / Alfaro	CRC		5	4	2	2	8	4	4	1.00	147	123	1.20
6	Bernier / Torruella	PUR		5	4	2	2	8	4	4	1.00	159	141	1.13
7	Flores / Martinez	CUB		5	4	2	2	9	5	4	1.25	167	150	1.11
8	Glasgow / Joseph	TTO		7	5	3	2	11	6	5	1.20	174	188	0.93
9	Perez / Cuero	PAN		6	4	2	2	8	4	4	1.00	149	134	1.11
10	Machado / Rodriguez	NCA		4	3	2	1	6	2	4	0.50	93	106	0.88
11	Wright / Wallen	JAM		4	3	2	1	6	2	4	0.50	92	111	0.83
12	Hoare / Balderamos	BIZ		5	4	1	3	10	3	7	0.43	142	188	0.76
13	Giron / Bethancourth	GUA		4	3	2	1	6	2	4	0.50	83	114	0.73
14	Powery / Smith-Johnson	CAY1		4	4	0	4	9	1	8	0.13	117	177	0.66
15	Neptune / Hamilton	LCA		3	3	0	3	6	0	6	0.00	75	126	0.59
16	Wolfenden /Gandolfi	CAY 2		3	3	0	3	6	0	6	0.00	68	126	0.54
17	Flores / Euceda	HON		3	3	0	3	6	0	6	0.00	58	126	0.46

CAYMAN ISLANDS



The FINALS





Schedule

26 / April Sunday

MEN



Semifinales/ Semifinals


MATCH	TEAM A	CODE	TEAM B	CODE	SETS	RESULTS
10:30	BURIK/ TOPPEL 	USA 1	DIAZ/ GONZALEZ 	CUB		
10:30	RODRIGUEZ/ HADDOCK 	PUR	MAY/ DEARING 	CAN 2		

Bronce/ Bronze

TIME	TEAM A	CODE	TEAM B	CODE	SETS	RESULTS
2:00	LOSER		LOSER			

Oro/ Gold

TIME	TEAM A	CODE	TEAM B	CODE	SETS	RESULTS
4:00	WINNERS		WINNERS			





RESULTS
MEN
CAYMAN ISLAND





IX NORCECA BEACH VOLLEYBALL CIRCUIT / IX CIRCUITO NORCECA VOLEIBOL DE PLAYA

MEN/HOMBRE -MATCH RESULTS / SCHEDULE

CAYMAN ISLANDS , DEL 22 AL 27 ABRIL 2015

MATCH No.	DATE	TIME	Fase	Court	TEAM A	CODE	TEAM B	CODE	RESULT	DURATION
QUATER FINALS										
28	25/ 4 /2015	17:30	QF	1	May / Dearing	CAN 2	Olson / Kolinske	USA 2	2-0 (21-11, 21-19)	0:40
27	25/ 4 /2015	15:40	QF	1	Diaz / Gonzalez	CUB	Alpizar / Alvares	CRC	2-0 (21-14, 21-16)	0:43
26	25/ 4 /2015	15:05	QF	1	Rodriguez / Haddock	PUR	Escobar / Vargas	ESA	2-0 (21-8, 21-13)	0:31
25	25/ 4 /2015	14:00	QF	1	Humana / Redmann	CAN 1	Burik / Toppel	USA 1	1-2 (21-12, 16-21,11-15)	0:55



IX CIRCUITO NORCECA VOLEIBOL DE PLAYA
IX NORCECA BEACH VOLLEYBALL CIRCUIT



POOL A RESULTS / RESULTADOS PLAY MENS / HOMBRES CAYMAN ISLANDS

Date	Star Time	Match No.	Team A	Code	Team B	Code	Results	Duration
24/04/2015	11:27	5	Humana / Redmann	CAN 1	Olson / Kolinske	USA 2	2-1 (21-18, 18-21, 19-17)	1:07
24/04/2015	11:00	6	Mora / Contreras	NCA	Whitfield / Williams	TTO	0-2 (11-21, 25-27)	0:59
24/04/2015	15:05	14	Olson / Kolinske	USA 2	Mora / Contreras	NCA	2-0 (21-12, 21-15-)	0:35
24/04/2015	15:50	16	Whitfield / Williams	TTO	Humana / Redmann	CAN 1	1-2 (14-21, 23-21, 15-17)	1:11
25/04/2015	10:30	19	Mora / Contreras	NCA	Humana / Redmann	CAN 1	0-2 (19-21, 10-21)	0:37
25/04/2015	10:37	20	Whitfield / Williams	TTO	Olson / Kolinske	USA 2	0-2 (11-21, 17-21)	0:43

RK	Team	Code	Points	Matches				Sets				Points		
				Total	W	L	Total	W	L	Ratio	W	L	Ratio	
1	Humana / Redmann	CAN-1	6	3	3	0	8	6	2	3.00	159	137	1.16	
2	Olson / Kolinske	USA-2	5	3	2	1	7	5	2	2.50	140	113	1.24	
3	Whitfield / Williams	TTO	4	3	1	2	7	3	4	0.75	128	137	0.93	
4	Mora / Contreras	NCA	3	3	0	3	6	0	6	0	92	132	0.7	

POOL B

Date	Star Time	Match No.	Team A	Code	Team B	Code	Results	Duration
24/04/2015	8:30	1	Recinos / Garcia	GUA	Oxley / Gittens	BAR	2-1 (18-21, 21-12, 15-10)	0:48
24/04/2015	10:12	3	Burik / Toppel	USA 1	May / Dearing	CAN 2	0-2 (21-23, 19-21)	1:02
24/04/2015	13:39	9	Burik / Toppel	USA 1	Oxley / Gittens	BAR	2-0 (21-14, 21-11)	0:36
24/04/2015	14:20	12	Recinos / Garcia	GUA	May / Dearing	CAN 2	0-2 (12-21, 10-21)	0:35
25/04/2015	9:00	17	Burik / Toppel	USA 1	Recinos / Garcia	GUA	2-0 (21-12, 21-19)	0:36
25/04/2015	9:46	18	Oxley / Gittens	BAR	May / Dearing	CAN 2	0-2 (14-21, 17-21)	0:41

RK	Team	Code	Points	Matches				Sets				Points		
				Total	W	L	Total	W	L	Ratio	W	L	Ratio	
1	May / Dearing	CAN 2	6	3	3	0	6	6	0	MAX	128	93	1.38	
2	Burik / Toppel	USA-1	5	3	2	1	6	4	2	2.00	124	98	1.27	
3	Recinos / Garcia	GUA	4	3	1	2	7	2	5	0.40	105	127	0.83	
4	Oxley / Gittens	BAR	3	3	0	3	7	1	6	0.17	99	138	0.72	


POOL C

Date	Star Time	Match No.	Team A	Code	Team B	Code	Results	Duration
24/04/2015	9:30	2	Alpizar / Alvares	CRC	St. Jean / Ferdinard	LCA	2-0 (21-10, 21-15)	0:40
24/04/2015	12:10	8	Rodriguez / Haddock	PUR	St. Jean / Ferdinard	LCA	2-0 (21-13, 21-12)	0:35
24/04/2015	12:55	10	Alpizar / Alvares	CRC	Cabral / Morataya	BIZ	2-0 (21-8, 21-17)	0:42
24/04/2015	16:00	11	Rodriguez / Haddock	PUR	Cabral / Morataya	BIZ	2-0 (21-13, 21-13)	0:30
25/04/2015	11:20	21	Rodriguez / Haddock	PUR	Alpizar / Alvares	CRC	2-0 (21-13, 21-14)	0:30
25/04/2015	12:55	24	St. Jean / Ferdinard	LCA	Cabral / Morataya	BIZ	2-0 (21-18, 21-18)	0:43

RK	Team	Code	Points	Matches				Sets				Points		
				Total	W	L	Total	W	L	Ratio	W	L	Ratio	
1	Rodriguez / Haddock	PUR	6	3	3	0	6	6	0	MAX	126	78	1.62	
2	Alpizar / Alvares	CRC	5	3	2	1	6	4	2	2.00	111	92	1.21	
3	St. Jean / Ferdinard	LCA	4	3	1	2	6	2	4	0.50	92	120	0.77	
4	Cabral / Morataya	BIZ	3	3	0	3	6	0	6	0	87	126	0.69	

IX CIRCUITO NORCECA VOLEIBOL DE PLAYA

IX NORCECA BEACH VOLLEYBALL CIRCUIT



POOL D		RESULTS / RESULTADOS PLAY				MENS / HOMBRES				CAYMAN ISLANDS				
Date	Star Time	Match No.	Team A	Code	Team B	Code	Results	Duration						
24/04/2015	10:19	4	Coto / Olivia	HON	Diaz / Gonzalez	CUB	0-2 (12-21, 10-21)	0:40						
24/04/2015	12:56	7	Thompson / Deslandes	CAY	Escobar / Vargas	ESA	0-2 (15-21, 8-21)	0:36						
24/04/2015	16:38	13	Escobar / Vargas	ESA	Diaz / Gonzalez	CUB	0-2 (15-21, 12-21)	0:35						
24/04/2015	18:07	15	Thompson / Deslandes	CAY	Coto / Olivia	HON	1-2 (18-21, 21-10, 10-15)	0:48						
25/04/2015	11:30	22	Coto / Olivia	HON	Escobar / Vargas	ESA	0-2 (13-21, 7-21)	0:40						
25/04/2015	12:00	23	Thompson / Deslandes	CAY	Diaz / Gonzalez	CUB	0-2 (9-21, 10-21)	0:44						
				Matches				Sets				Points		
RK	Team	Code	Points	Total	W	L	Total	W	L	Ratio	W	L	Ratio	
1	Diaz / Gonzalez	 CUB	6	3	3	0	6	6	0	MAX	126	68	1.85	
2	Escobar / Vargas	 ESA	5	3	2	1	6	4	2	2.00	111	85	1.31	
3	Coto / Olivia	 HON	4	3	1	2	7	2	5	0.40	88	133	0.66	
4	Thompson / Deslandes	 CAY	3	3	0	3	7	1	6	0.17	91	130	0.70	



IX NORCECA BEACH VOLLEYBALL CIRCUIT / IX CIRCUITO NORCECA VOLEIBOL DE PLAYA

RANKING ISLAND CAYMAN, 22 AL 27 ABRIL 2015



HOMBRES / MENS				MATCHS				SETS				POINTS		
RK	TEAM	CODE		POINTS	TOTAL	W	L	TOTAL	W	L	RATIO	W	L	RATIO
	Diaz / Gonzalez	CUB		6	4	4	0	8	8	0	MAX	168	98	1.71
	Rodriguez / Haddock	PUR		6	4	4	0	8	8	0	MAX	168	99	1.69
	May / Dearing	CAN 2		6	4	4	0	8	8	0	MAX	170	123	1.38
	Burik / Toppel	USA 1		5	4	3	1	9	6	3	2.00	172	146	1.18
5	Humana / Redmann	CAN 1		6	4	3	1	11	7	4	1.75	207	185	1.20
6	Olson / Kolinske	USA 2		5	4	2	2	9	5	4	1.25	170	155	1.10
7	Alpizar / Alvares	CRC		5	4	2	2	8	4	4	1.00	141	134	1.05
8	Escobar / Vargas	ESA		5	4	2	2	8	4	4	1.00	132	127	1.03
9	Whitfield / Williams	TTO		4	3	1	2	7	3	4	0.75	128	137	0.93
10	Recinos / Garcia	GUA		4	3	1	2	7	2	5	0.40	105	127	0.83
11	St. Jean / Ferdinand	LCA		4	3	1	2	6	2	4	0.50	92	120	0.77
12	Coto / Oliva	HON		4	3	1	2	7	2	5	0.40	88	133	0.66
13	Oxley / Gittens	BAR		3	3	0	3	7	1	6	0.17	99	139	0,72
14	Thompson / Deslandes	CAY		3	3	0	3	7	1	6	0.17	91	130	0.70
15	Mora / Contreras	NCA		3	3	0	3	6	0	6	0.00	92	132	0.69
16	Cabral / Morataya	BIZ		3	3	0	3	6	0	6	0.00	87	126	0.69